



The Crest

Installation Notice

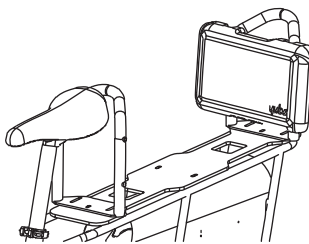
The Crest can be used as a **Handle** or as a **Backrest Support** (sold separately).

Contents :

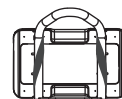
2 M5x20 Screws
2 M5 Lock Nuts
3 M6x20 Screws
4 M5x16 Screws
2 M5x12 Screws
4 18mm Washers
2 10mm Washers

Required for install :

4mm Allen Key
8mm Wrench (only Boda Boda V2)



Portrait Mode



Landscape Mode

Instructions :

Remove the bolts and nuts from the bike deck as necessary.

Place the Crest on the deck so the slots align with the holes.

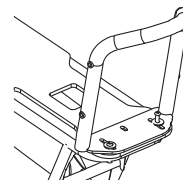
Insert the M5x20mm or M6x20mm screws through the washers, top deck and into frame.

IMPORTANT : Always use the Crest with a deck.

Secure with locknuts (Only Boda Boda V2) or with low strength locking adhesive

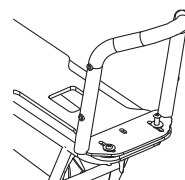
Tighten to 4Nm of torque.

• Do not install on frontmost or rearmost positions of incompatible Mundo decks :



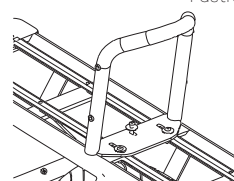
Two M5 bolts

Boda Boda V3, Spicy Curry, Sweet Curry



Two M6 bolts

Boda Boda V1, V2 (with nuts), Mundo V4, V5, Kombi, Fastrack



Three M6 bolts

Spicy Curry V4
Boda Boda

If you have a recent Yuba with three M6 threaded holes, please use the third M6 screw as well. The deck is then no longer necessary.

You can use the holes on the side to install a **bottle holder** with the M5x15 screws

Confirm the Crest is secure and enjoy the Ride !

WARNING :

Maximum passenger weight : **43kg/95lbs.**

Passenger should remain seated while bicycle is in motion.

Check bolts frequently for loosening or signs of damage regularly.

If bolts shows signs of damage, replace parts immediately.

- **WARNING!** Failure to comply with these instructions may lead to serious injury or death.
- **WARNING!** Riding with an additional passenger will alter the riding characteristics of your bicycle, decrease the stability, and increase braking distances.
- **WARNING!** Never leave a child unattended on the back of a bicycle.
- **WARNING!** Do not use for children who are too small or cannot balance/support their own weight independently.

- Do not allow passengers body, or personal items to come in contact with moving parts of the bicycle
- Ensure passenger is wearing an approved bicycle helmet.
- Never ride in inclement or hazardous situations.
- Ensure a rear reflector is installed and visible when a passenger is aboard.
- Never ride a bicycle at night without adequate lighting.
- Presence of an additional passenger may require alteration of the method used by the rider to mount or dismount the bicycle.

Additional hardware and component warnings

- **WARNING!** Use Wheelskirts or wheel protection when riding with passengers.
- Make no modifications to the Crest.
- Check deck and Crest for signs of wear and tear. Do not use if deck is cracked or Crest is damaged.