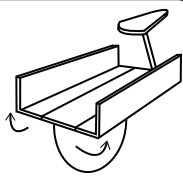


DRS WRAP&GO USER MANUAL


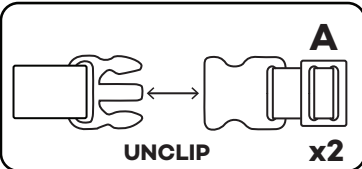
DRS LOCKED
IN CARRY ON
POSITION



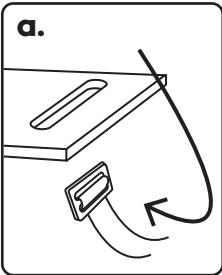
1




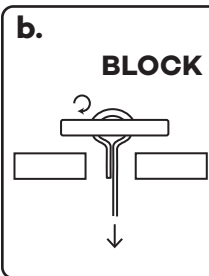
2



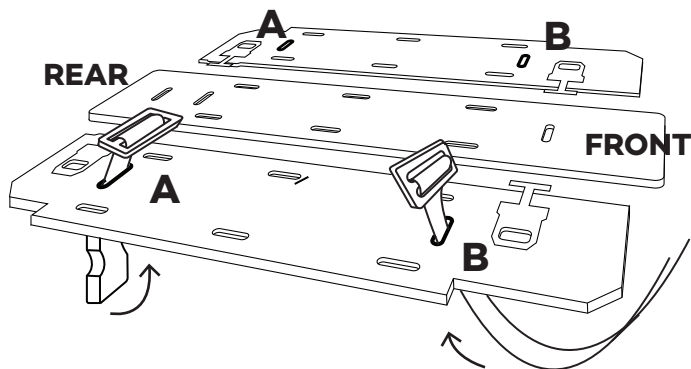
a.



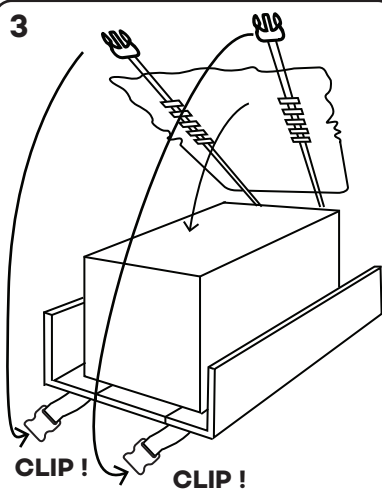
b.



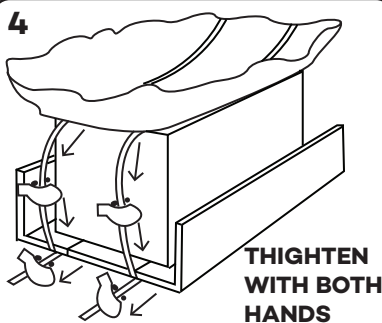
INSERT METAL BUCKLES UNDERNEATH



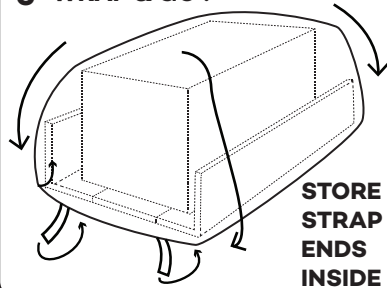
3



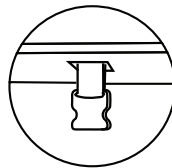

4



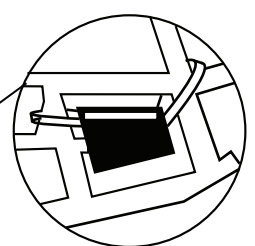
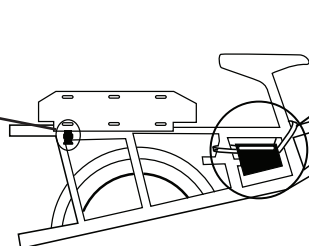
5 WRAP & GO !



Check the
explanatory
video



You can leave the
buckles in place
permanently with all
DRS configurations



Once repacked

WARNING!

- Failure to comply with these instructions may lead to serious injury or death.
- Do **not carry children** in the bag.
- Do **not carry animals** in the bag.
- Riding with **extra weight** may **alter the riding characteristics** of your bicycle, decrease stability, and increase braking distances.
- Make sure the bike is **stable** before adding extra weight.
- Check that any bag parts and fabric do not interfere with the bike's **moving parts** such as cables, wheels and brakes.
- Make sure the bag is properly and **securely attached** to the bike before moving.
- Do not use if parts are torn or damaged.
- Note that this product does **not constitute a barrier** to acts of **vandalism**.