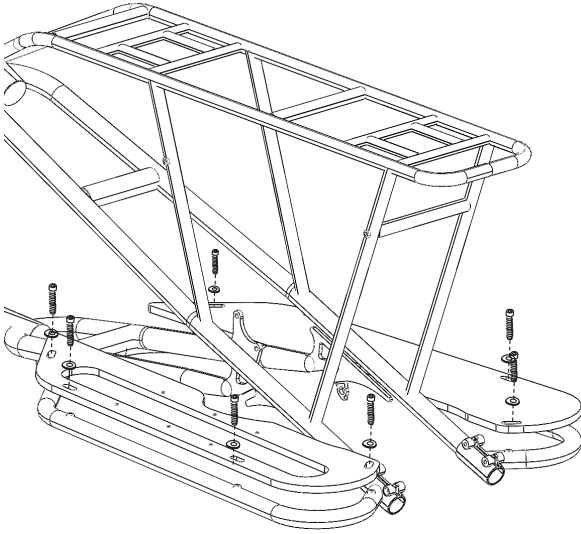
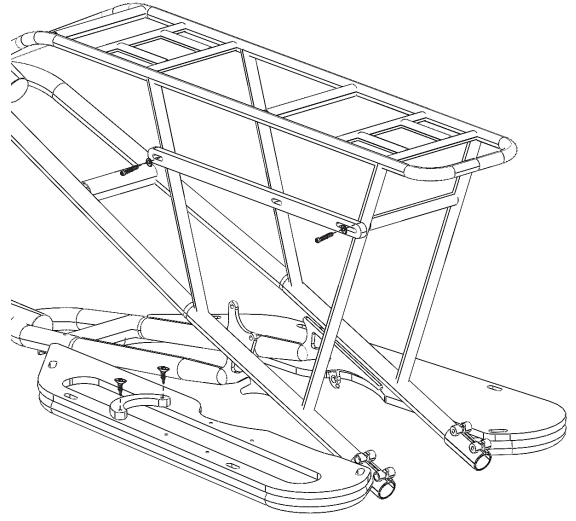



- 1** Fix the Towing Tray on the desired side and the second board on the other



- 2** Mount the moon for small bikes (if needed) and the frame protection



- 3** Use straps to secure the bike



COMPATIBILITY

Mundo and Mundo Lux

WARNING!

- Max weight : **32kg/70lbs**
- Never carry children on the bike mounted on the Towing Tray
- Never stand up on the Towing Tray while the bike is in motion
- Make sure to secure the bike with straps