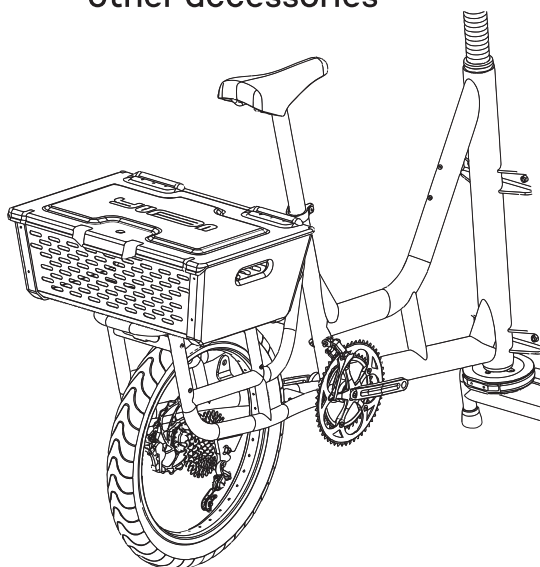


Configuration

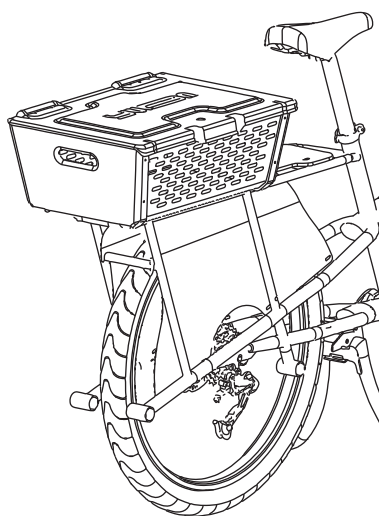
You can install the Pot either on the Front Rack, on the Base Rack or on any Yuba Bike's rear rack.

① Choose where to fix the Pot

- ⚠ The Pot can be mounted sideways or lengthwise depending on your bike
- ⚠ The Pot may not be compatible with other accessories

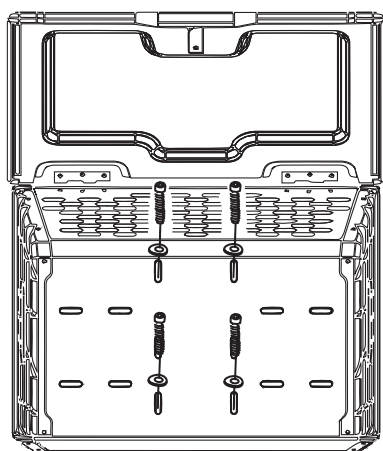


Supercargo
Spicy Curry
Fastrack
Boda Boda



Kombi
Mundo
Spicy Curry
Fastrack

② Fix the Pot with either M6 or M5 hardware



COMPATIBILITY

BaseRack & FrontRack

Rear Rack :

Every bike except Spicy Curry V1 & Boda Boda V2

WARNING

Maximum weight : **10kg/22lbs**

Do NOT put cargo on top of the Lid

Make sure the Lid is closed and the keys removed while riding

Do NOT put children or animals in the Pot