

# RING

Passenger Handle/Support

Handle for passengers to grip while seated on rear platform

Recommended: 4-9 years old

Compatible with Boda Boda, Kombi, Spicy/Sweet Curry & Mundo V3 and newer

yuba<sup>®</sup>  
bikes that carry more

## Contents

For Boda Boda V1/V3, Mundo V3/V4, Spicy/Sweet Curry

2 M5x25 machine screws (with low strength thread lock)

2 M5 washers

For Boda Boda V2, Mundo V5 and newer, Kombi

2 M6x25 machine screws (with low strength thread lock)

2 M6 Lock nuts

2 M6 washers

## Required for installation

4mm or 5mm allen key

Adjustable or 10mm wrench <sup>2</sup>

Deck <sup>1</sup>

## Instructions

- Remove bolts and nuts from bicycle frame as necessary.
- Place Ring so plate aligns with proper holes/slots.
- Insert bolt through top deck and into frame.
- Secure with lock nut<sup>2</sup>.
- Tighten to 4-5 N-m torque.
- Confirm the Ring is secure
- Enjoy the ride!

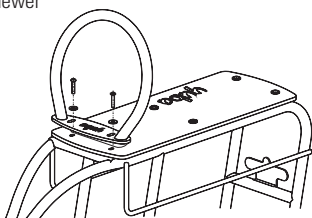
## Warnings and Safety Precautions

### General warnings

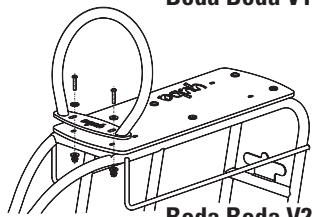
- **WARNING!** Failure to comply with these instructions may lead to serious injury or death.
- **WARNING!** Riding with an additional passenger may alter the riding characteristics of your bicycle, decrease stability, and increase braking distances.
- **WARNING!** Never leave a child unattended on the back of a bicycle.
- **WARNING!** Do not use for children who are too small or cannot balance/support their own weight independently.
- Do not allow passengers body, clothing, shoe laces or other personal items to come in contact with moving parts of the bicycle
- Maximum passenger weight 43kg/95lbs. Regularly check passenger weight does not exceed this limit.
- Passenger should remain seated while bicycle is in motion.
- Ensure passenger is wearing an approved bicycle helmet.
- Never ride in inclement or hazardous situations.
- Ensure a rear reflector is installed and visible when a passenger is aboard.
- Never ride a bicycle at night without adequate lighting.
- Presence of an additional passenger may require alteration of the method used by the rider to mount or dismount the bicycle. Care must be taken whenever the rider gets on or off the bicycle.

### Additional hardware and component warnings

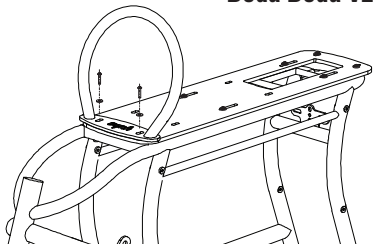
- **WARNING!** Check bolts for loosening or signs of distress regularly. If bolts show signs of distress order replacement parts immediately.
- **WARNING!** Use Wheelskirts or wheel protection (such as approved bags) when riding with passengers.
- Make no modifications to the Ring.
- Use with deck installed<sup>1</sup>.
- Check deck and Ring for signs of wear and tear. Do not use if deck is cracked or Ring is damaged.
- Do not install on frontmost or rearmost positions of incompatible Mundo decks (see photo).
- Use bolts with low strength locking adhesive<sup>1</sup> or with nylon locknuts<sup>2</sup>.



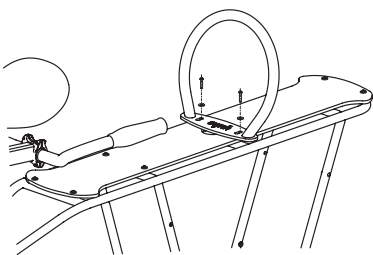
**Boda Boda V1**



**Boda Boda V2**



**Boda Boda V3, Spicy Curry, Sweet Curry**



**Mundo V4, V5, Kombi**

front compatible

front incompatible

<sup>1</sup> Excludes Boda Boda V2

<sup>2</sup> Boda Boda V2 only